

For your file

How to separate and put out PET bottles, plastic containers and packages



**4 cities in Kitakawachi
(Hirakata City, Neyagawa City, Shijonawate City, Katano City)**

※ PET bottles, plastic containers and packages out of business firms are not applicable.

PET bottles

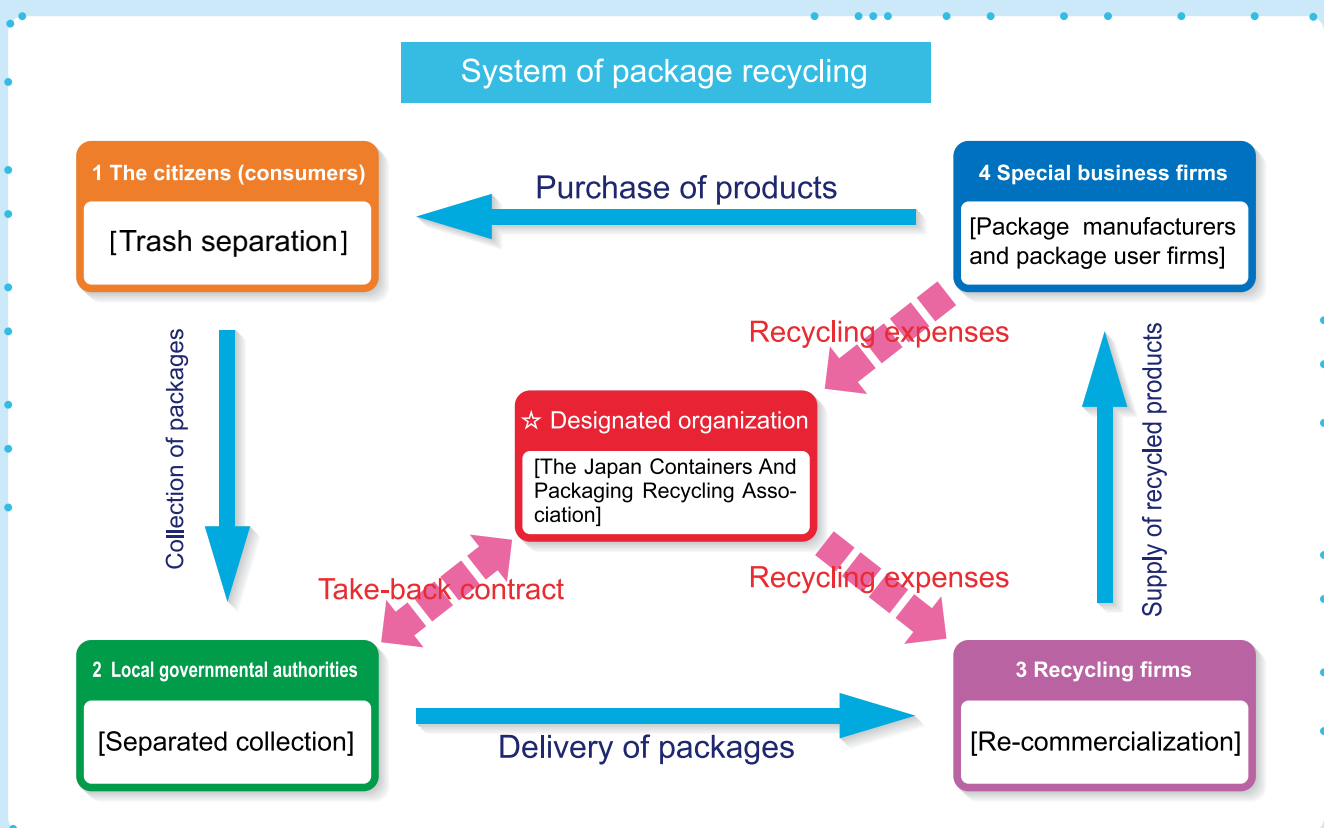
Plastic containers and packages

Please cooperate with us for separated collection.

As our life becomes rich and convenient, the amount of disposable products is increasing. Clean and convenient packages made of plastics (PET bottles, plastic containers and packages) account for about 40% (by cubic volume) of trashes put out of household and most of them have been burnt as garbage.

Although incineration has a great benefit to enable reduction of trash volume, it leads to give a burden to the global environment as it exhausts greenhouse gas like carbon dioxide.

Therefore, the “Containers and Packaging Recycling Law” was recently enacted to promote recycling of plastic packages by separated collection of them without simply incinerating them for reduction of trash volume and by reuse of resources. Thus, it is now obligated to perform “trash separation” of trashes by the citizens, “separated collection” by the city and “re-commercialization” by business firms.



Plastic containers, What are PET bottles, plastic containers and packages?

PET bottles

Containers made of PET (polyethylene terephthalate) filled with soy-sauce, soft drinks and liquor.

Plastic containers

Plastic containers (material to put products in<include bags>) and packages (material to wrap products) that would become unnecessary after their contents were consumed or used.

These are usually with following marks.



4 cities in Kitakawachi, which are Hirakata City, Neyagawa City, Shijonawate City, Katano City, have established "Kitakawachi 4 City Recycling Plaza" that is an intermediate treatment facility to promote recycling of plastic containers with united efforts of 4 cities for construction of the resource-cycling-typed society that is tender for the environment

The citizens should separate plastic containers out of home trashes before putting them out, and the city collects them to bring them to the Recycle Plaza. Brought plastic containers will be separated into PET bottles and plastic containers and they will be pressed and packed for easier transportation. Then, they will be transported to the recycling facilities located throughout Japan for re-commercialization or re-resources.

Your trash separation is the first step of recycling.

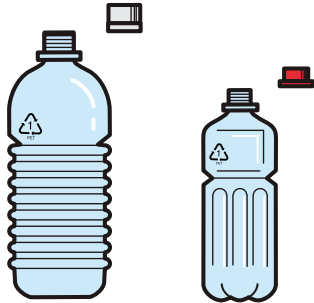
In order to retain the rich world to our children, grandchildren and descendant, we need to aim to realize the sustainable resource-cycling-typed society.


The most important thing is to **Refuse and Reduce items** that become trashes, and secondly to **Reuse items** that are usable as many times as possible, and thirdly to **Recycle trashes** that have been exhausted for the resources. And, any item that isn't applicable to these 3 categories has to be properly disposed.

Your understanding and cooperation will be greatly appreciated.

PET bottles, plastic containers and packages

PET bottles



- PET bottles for liquor, soy sauce and drinks that have representation of 

※Tops and labels should be removed and put out together.

Bottles made of plastics

- ※ Tops should be removed and put out together.
- ※ Nozzles are not applicable and to be disposed in other manner.



- Containers for cooking oil, sauces, soup, dressings and lactic acid bacteria beverage.

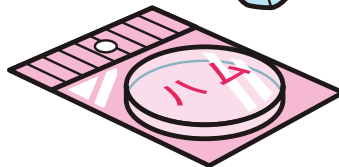
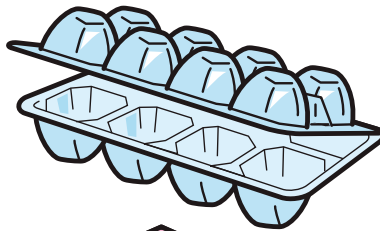
- Containers for detergent, shampoo, rinse and cosmetics.

- Containers for mouthwash and eye drops.

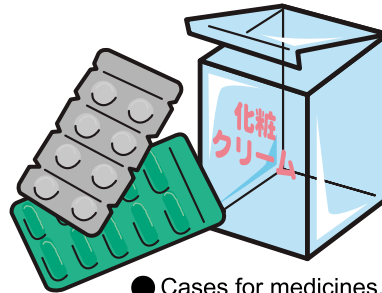
Plastic cups and packages



- Cups for cup-noodles, puddings and jelly



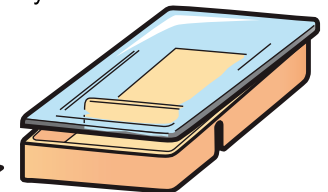

- Packages for eggs, fruits and hams



- Cases for medicines, cosmetics and daily goods, etc.

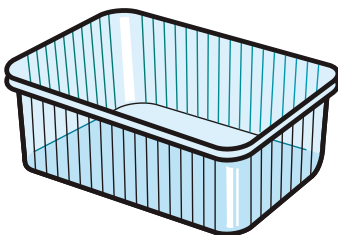


- Packages for dry cells, etc.




- Containers for lunch-boxes bought at convenience store, natto, tofu, etc.


Plastic trays(dish-shaped containers)



- Trays for fruits, etc.



- Trays for side dishes, fresh foods and sushi, etc.



- Trays with separators for confectionery, laver weeds, curry, etc.

Items for separated collection

Plastic bags and wraps




● Bags and wraps (individual packages) for bread, confectionery, vegetables, candies etc.

● Wraps for perishable foods, lunch boxes sold at convenience stores and outer film for cup noodles, etc.

● Bags for instant foods, frozen foods, etc.

Plastic tube

※put out after exhausting the contents. Exhauste by upside down.
 ※Tops should be removed and put out together.

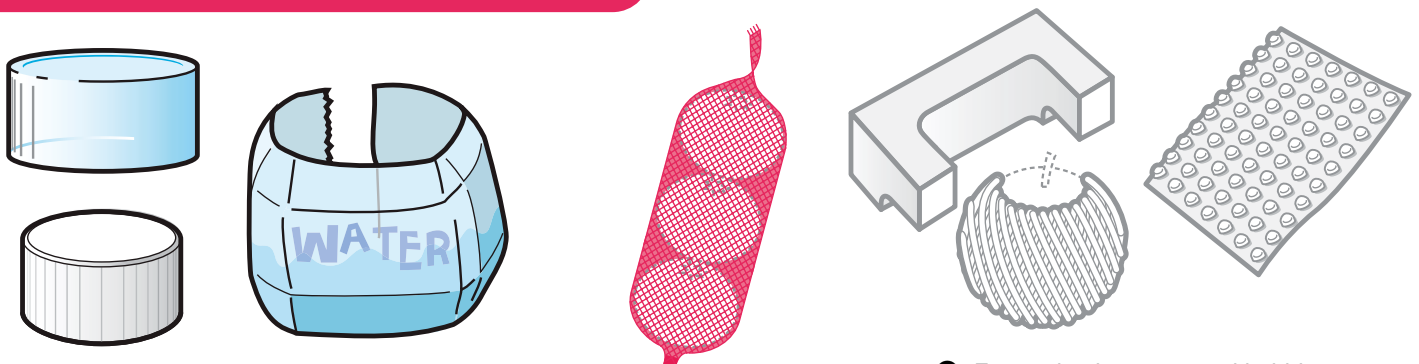


● Plastic tube for mayonnaise, ketchup, toothpaste, wasabi, etc.



● Plastic bags, plastic wrapping for clothes, toilet papers, daily goods, etc.

Other plastic containers and packages



● Plastic tops and labels for PET bottles, spray cans, glass bottles, etc.

● Nets for oranges, onions, etc. (excluding contents)

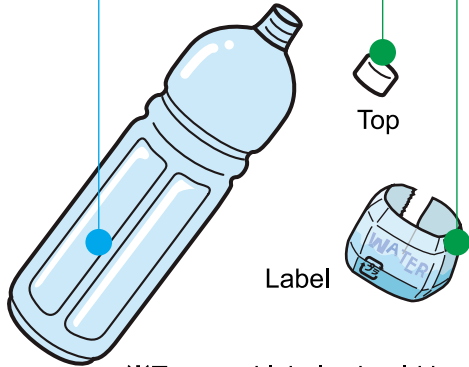
● Foamed polystyrene and bubble wrap to protect fruits, home electric appliances, etc.

How to separate

PET bottles

PET bottles

Plastic containers and packages

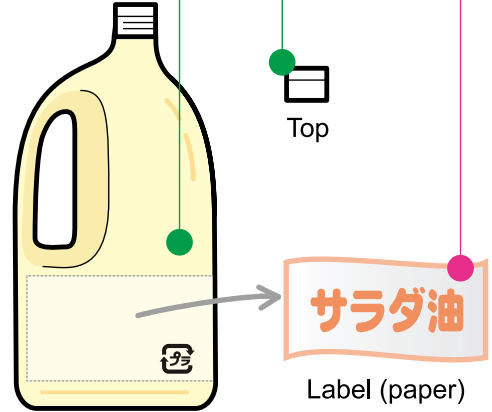


※Tops and labels should be removed and put out together.

Bottles made of plastics

Plastic containers and packages

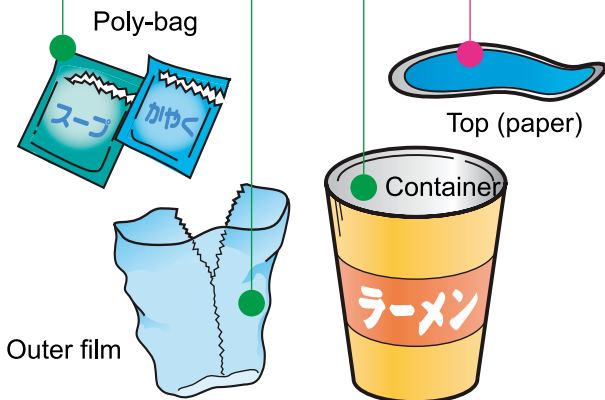
General trashes



Cup noodles

Plastic containers and packages

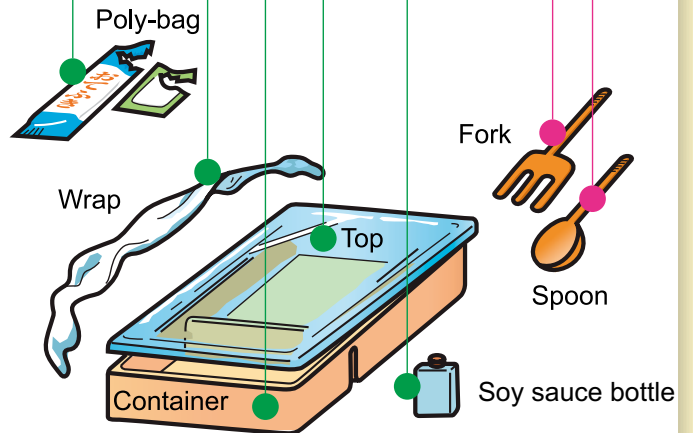
General trashes



Lunch boxes from convenience stores

Plastic containers and packages

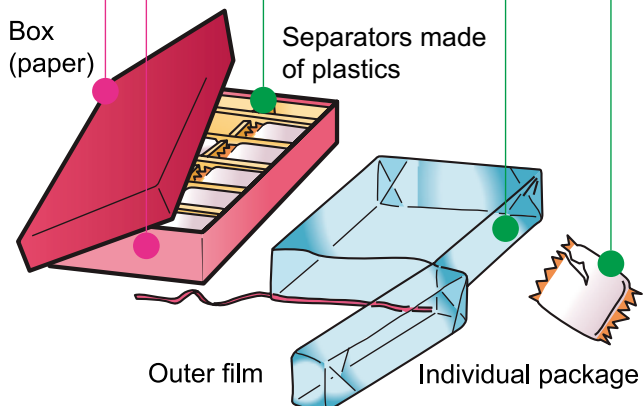
General trashes



Confectionery

General trashes

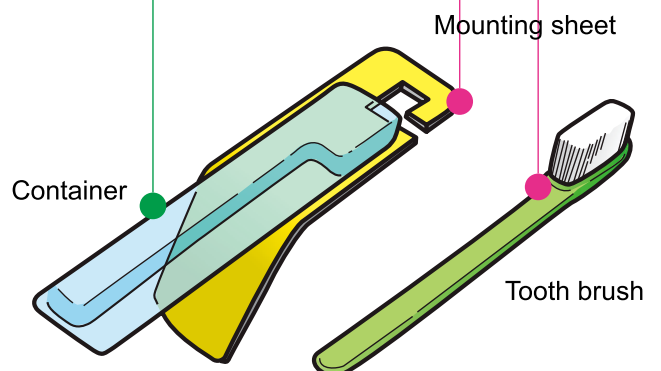
Plastic containers and packages



Tooth brushes

Plastic containers and packages

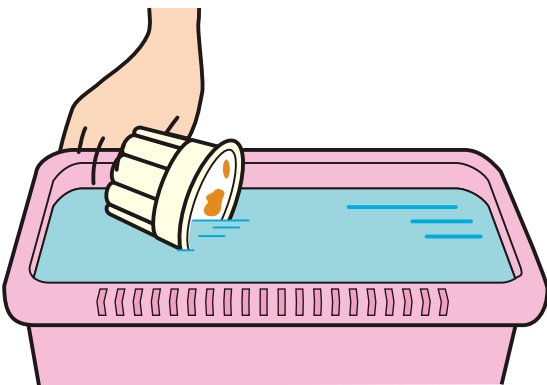
General trashes



How to put out

Put them out after cleaning

- If there is anything left in the container by any means, rinse it with the water left after dish cleaning.

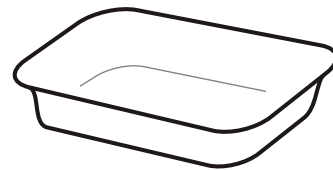


Put them out after exhausting contents

- You may put out containers and packages without rinsing if all contents were completely exhausted and nothing remains.




Please put out foamed polystyrene trays to the collection boxes provided at the supermarket or others as much as possible.



Do not mix other trashes with PET bottles, plastic containers and packages.

- However, you may put out containers that are made together with materials other than plastics like retort instant foods by checking identification marks.
- Paper labels and seals (to show expiry date or price) should be removed, if done easily, before putting them out. If not easy to remove, you may put them out as PET bottles or plastic containers and packager

Put them out by putting them in a bag with clear or half clear white color, which is 45l size or less



Not applicable items



Do not put them out along with PET bottles, plastic containers and packages.

Items not made of plastic



● wrapping paper and paper bags

● Milk cartons

● Glass bottles

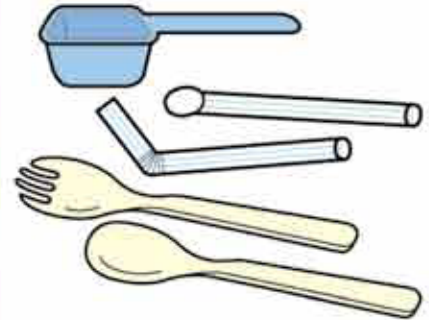
● Metal cans

Put them out on general trash collection day

Put them out to the shop for collection

Put them out on the collection day for empty cans, bottles and glasses

Items that come with the product



● Straws for drinks

● Spoons for a lunchbox

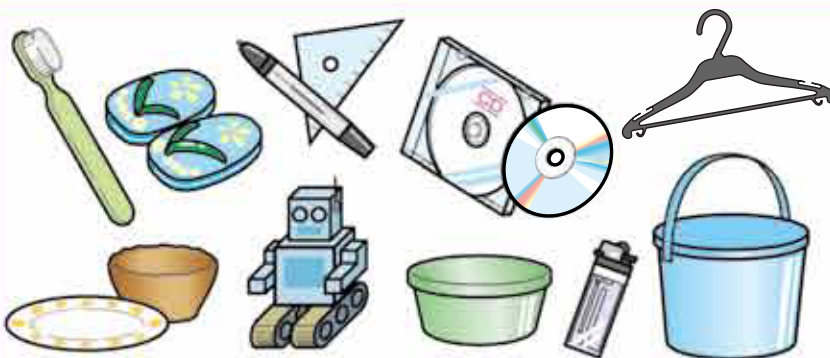
● Measuring spoons for detergent

Put them out on the general trash collection day.

※Bags in which those items were put should be put out as plastic containers and packages.

※Disposal chopsticks should be put out as general trashes.

The products themselves, even though they are plastic made



● Toys (plastic)

● Compact discs

● Dishes (plastic)

● Flower pots (planter)

● Stationeries like ball point pens and scales, etc.

● Washbowls and buckets (small ones)

● Vinyl sandals

● Hangers, etc.

● Tooth brushes

● Disposal lighters

Put them out on the general trash collection day.

※Items that look like containers such as containers to store food, soap boxes and portable cosmetic pouches are not considered as plastic containers and packages because they are sold as commercial products.

Contact

Hotani River Waste Disposal Plant
Hirakata City Department
for Environment
Waste Reduction Management
Office

5-1-1 Taguchi, Hirakata City
〒573-1162

☎ 072-849-7969

FAX. 072-848-1821

<http://www.city.hirakata.osaka.jp>