

Bulky and Unburnable Trash Manual

- For your file -

Call the bulky trash center for collection of bulky trashes

Tel: 0120-66-8153

※ Please refer to "Application method" on the page 1 for details.

※ Call the telephone numbers listed on the page 19 for inquiries other than application.

- Read this manual carefully and put out trashes observing the separation and put out rules.
- If any changes arise in handling of bulky trashes, such changes will be informed through "Koho Hirakata" and "Hirakata City Homepage".

- Please cooperate for reduction of trashes and trash separation -

Hirakata City Department for Environment

A table of contents

1 Application method	Page 1
2 How to put out bulky trashes (no charge)	Page 2 - 4
3 List of bulky trash items	Page 5 - 6
4 How to put out large trashes (charged)	Page 7
5 List of charges to dispose of large trashes (designated items)	Page 8
6 List of charges to dispose of large trash (items necessary to check the size)	Page 9 - 10
7 How to put out temporary trashes (charged)	Page 11
8 Trashes to be brought in (charged)	Page 12 - 13
9 Dead animals	Page 13
10 Hirakata City Stamps (tickets for fees of trash disposal)	Page 14
11 List of trash items Hirakata City does not collect	Page 15 - 16
12 Disposal methods for items under the home appliance recycle act and home-use computers	Page 17
13 Q & A (Summary of frequently asked questions and answers)	Page 18
14 Inquiry windows for trashes, community cleaning and illegal dumping	Page 19

Application method

Application

① Call "Bulky Trash Center"



Tel: 0120-66-8153

(You may call on your mobile-phone and PHS. Please make sure the number.)

○ Hours: 9:00 a.m. ~ 7:00 p.m., Monday through Friday (including national holidays)

※ We ask you to call us except in the morning after the holiday as the line tends to be busy.

※ If your call cannot be connected to the above mentioned number through IP telephone, contact your telephone company.

Front desk

② Tell us your telephone number, name and address.

○ We confirm you whether you live in a house or in a complex housing.

○ In case you live in house, we ask whether you have a parking space for a trash collection truck.

○ If the trash collection truck cannot get in, please designate the place for collection in advance.

○ In case of living in a complex housing, trashes will be collected at the designated place (such as trash drop-off site or under stairways, etc.).



③ We ask you the kind, items and numbers of trashes.

○ To make application smooth, we suggest you check the items and sizes (width, depth and height) of trashes in advance.

④ We tell you the fees.

○ In case of trashes that require charges, we tell you those charges based on the items and quantity of trashes you apply for.

○ Please purchase a trash collection ticket to cover fees for trash collection by the date of collection.

⑤ We tell you the collection day and the reception number (take a note).

○ Collection of bulky trashes and large trashes will be made on Wednesday of the following week you apply for.

○ If the number of applications are too many, collection may be postponed to Wednesday of the week after the following week.



Collection

⑥ Put trashes out by 8:45 a.m.on the collection day.

○ Please put your name and the reception number on all trash items and put them out in front of your house (or the designated location).

Those who have handicap in hearing or speech and can't make telephone call may apply for by fax.

FAX number of Bulky Trash Center:



0120-37-8153

for the handicapped in hearing and speech only

① Send a fax with your address, name (head of household), telephone number, kinds of trashes, items and quantity. ※In case of large trashes, also fill in "the width, depth and height."

② The "Bulky Trash Center" will send you the fax by return to inform of the collection date, reception number and charges (if any).

How to put out bulky trashes (no charge)

● What are bulky trashes? ●


Bulky trash means those items of which the length, width and height are less than 1m each (including "general trashes," "waste cans, bottles and glass products," "PET bottles, plastic packages" and "trash other than items designated as large trash") and those include metal, wood and ceramic materials. Those items of which any one of length, width or height exceeds 1m are "large trashes."

Examples of bulky trashes are as follows.

Please refer to the list of bulky trash items on page 5 to 6 for details.

Home electrical appliances
(radio with cassette player, desk lamps, etc.)
Ceramic products (tea cups, vases, etc.)
Cut branches of tree and cut grasses
Plastics products (garment cases, etc.)
Metal products (wires, metal hangers, etc.)
Kitchenware (pans, kettles, frying pans, etc.)
Toys (TV-games, etc.)
Other non-burnable trashes of which sizes are less than about 1m.

Following items may be put out as bulky trashes, even exceeding 1m:
Umbrellas
Fluorescent lights
Brooms
Mops
Fishing rods
Nets to catch insects



Following items are NOT bulky trashes.

but they are often mixed in bulky trashes.

Please put out as "general trashes."

Papers, clothes and fabrics
(Handkerchiefs, dusters and towels, etc.)

Other burnable trashes

(Leather, rubber, nylon, plastic, small products such as sponge (leather shoes, sneakers, sandals, bags, cassette tape, video tape, CD, DVD, plastic lighters, disposable Cairo), etc.)



Put out as "waste cans, bottles and glass products."

Gas canisters and oil cans for cigarette lighter
Gas canisters for portable cooking stove
Spray cans (for cosmetics, paint, etc.)

※ Be sure to put them out after completely emptying the contents to prevent fire of trash collection truck.

Cans for cooking oil and laver seaweed, etc.



Put out as "PET bottles, plastic packages."

PET bottles
Cups and bags
(Packages for cup noodles, eggs, natto tofu, etc.)
Tubes
(for mayonnaise, ketchup, etc.)
Bottles

(for salad oil, shampoo, rinse, etc.)
※ itself Pumping nozzle should be put out as "general trashes."



- When putting them out, use a poly-bag of which capacity is 45l or less (no color and clear, or half clear white color) and firmly tie up the bag top to prevent trash spill over.
- Used papers and fabrics should be put out for collection by local residents' association or children's association.

1. There is a limit in the number of application and the volume to put out.

① Applications are accepted once a month per a household covering 6 items. If you need to apply 2 times or more per month or to apply over 6 items, you need to apply for "temporary trashes."

② How to count items

● To put out in a poly-bag (one bag makes one item)

※ The weight should be 10kg or less per bag.

When putting them out, use a poly-bag of 45l or less (clear and colorless, or half clear white color) and firmly tie up the bag top to prevent trash spill-over or mess.

(Examples)

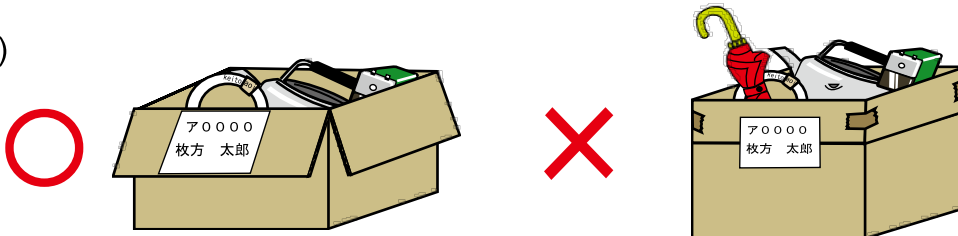


● To put out in a cardboard box (one box makes one item)

※ The weight should be 10kg or less per box.

Use a box of which total sizes of length, width and height are less than 1.3m and put it out without sealing it so that the content of the box is visible, but trashes should not spill out of the box.

(Examples)




● To put out tying trashes (one bundle makes one item)

※ The weight should be 10kg or less per bundle.

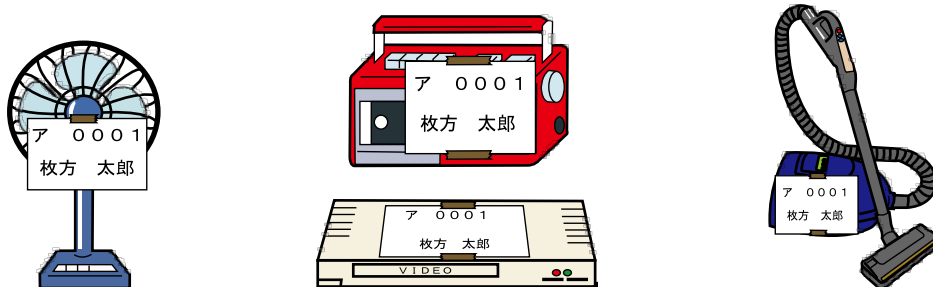
Trashes of which length is less than 1m and tied with a string of 1.5m or less.

(Examples)



● To put out as single item (one trash makes one item)

(Examples)



2. Please affix a paper with your name and reception number on each item.

① Be careful that the paper is not blown away by wind or rain.

② Item on which your name and reception number are not found must not be collected. Be sure to affix the paper.

3. Put them out in front of your house (or the designated location) by 8:45 a.m. on the collection date of which the “Bulky Trash Center” informed you.

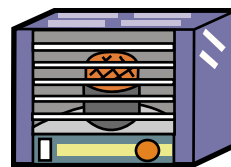
※ The collection time is not always on time due to traffic conditions and collection route.

4. Notices when putting out bulky trashes.

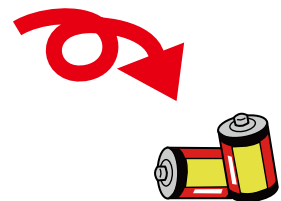
- ① Put small items out in poly-bags of 45l or less (clear and colorless, or half clear white color) or in cardboard boxes.
- ② Bedclothes should be put out by holding them to minimize the size of which one side should be less than 1m and binding them with a string of 1.5m or less.
- ③ Put broken ceramics out by wrapping them with newspapers and displaying "broken pieces, danger."

5. Fire often occurs in the trash collection trucks due to gas canisters and disposal cigarette lighters. Please observe rules for trash put-out.

- ① Be sure to remove batteries for hot plates, gas-stoves, water boilers, stove, etc. before putting them out.
- ② Gas canisters and oil cans for cigarette lighter, gas canisters for portable cooking stove and spray cans should be put out as "empty cans, bottles and glasses" after completely emptying the contents.
- ③ Matches should be put out as "general trashes" after putting them in water for about one day or so.
- ④ Cigarette lighters should be put out after putting them in water for one day or so to prevent ignition. Lighter made with plastic should be put out as “general trashes” and made with metal as “bulky trashes.”

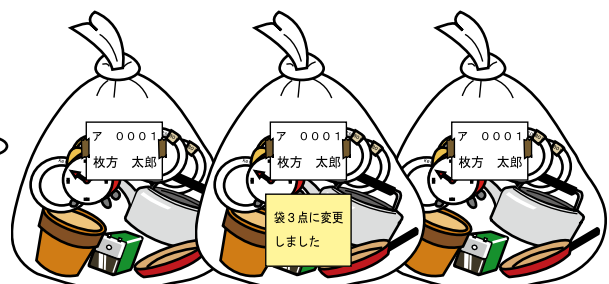


※ Remove ignition batteries.



6. When changing or canceling application after you applied for.

- ① In case of changes in the quantity or items, no notice is necessary if those are within 6 items in total. However, please make the changes clear with a notice when putting them out.



- ② In case you wish to change the collection date or cancel collection after you applied for, inform the "Bulky Trash Center" by the morning of the previous day of collection.

List of bulky trash items

※ Items of which any width, depth or height is 1m or more will be “large trashes.”

	Items	Remarks	Items	Remarks
Home electric appliances	Iron		DVD player	
	Amplifier		Electric blanket and mat	
	Window fan (Note 1)	Without air conditioning function	Desk lamp	
	Projector		Bulb	
	Car stereo, car compo		Battery	Small rechargeable batteries should be brought to a shop.
	Humidifier		Power tools	Tools for business use may not be collected and disposed.
	Camera		Telephone	
	Air purifier		Clock	
	Compo		Dryer	
	CD player		Printer for PC	Printer for business use may not be collected and disposed.
	Shredder	Limited to home use.	Halogen heater	
	Lighting device		Fax machine	Fax machine for business use may not be collected and disposed.
	Dehumidifier		Fan heater (electric, gas, kerosene)	Remove batteries and kerosene.
	Heater (electric, gas, kerosene)	Remove batteries and kerosene.	Shaver	
	Speaker		Video cassette recorder	
	Trousers presser		Mat dryer	
Fan		Radio, cassette player		
Kitchenware	Sweeper	Including handy-cleaner	Word processor	
	Oven toaster		Rice cooker	
	Tub, jar		Mortar	
	Ice crasher (Home-use)		Rice mill machine	
	Hot plate, gas-stove	Remove batteries.	Basin	
	Gas range		Scrubber	Metal made
	Cassette gas range	Remove cassette.	Tea cup	Ceramic made
	Vent fan		Toaster	
	Kitchen wagon		Pan	Made with iron, stainless steel, ceramic, etc.
	Cabinet		Scale	
	Skewer	Metal made	Frying pan	
	Coffer brewer		Home bakery	
	Cup	Ceramic and metal made	Kitchen knife	Not to cause injury.
	Rice bin (Home-use)	Metal made	Pot	
	Dish	Ceramic and metal made	Hot plate	
	Colander	Metal made	Cutting board	Wood made
	Charcoal stove		Mixer	
	Water purifier		Steam cooker	
	Dish dryer		Kettle	
	Canteen	Metal made	Water boiler (Note1)	Remove batteries.

(Note1) When you ask a shop to handle, ask them to dispose it.

List of bulky trash items

※ Items of which any width, depth or height is 1m or more will be “large trashes.”

	Items	Remarks	Items	Remarks
Furniture and bedclothes	Chair including "Zaisu"		TV table	
	Water bed (without frame)	Remove water	Futon mat	
	Kotatsu		Mattress	Urethane or sponge made
	System tatami		Rack	
Ride-on vehicles and hobby goods	Monocycle (for sporting)		Wagon	
	Inline skate		Ski shoes and skate shoes	
	Toy box	Metal or wood made	Skate board	
	Karaoke unit		Typewriter	For home use
	Game machine	Table type is taken as large trash.	Tire chains	Plastic or rubber made
	Protector for Japanese fencing		Child seat	
	Tools and tool box	Hammer,screwdriver, etc.	Bird cage	
	Rubber boat		Ball	For hardball baseball
	Tripod	For camera	Mah-jong tiles	
	Tricycle	For children only	Insect cage	Metal made
Containers, animals and others	Iron table		Roller skate	
	Attache case	Metal made	Suits case	
	Safety shoes		Ink stone	
	Antenna, room antenna		Drawing board	General waste may not be collected and disposed.
	1-to can	Remove contents	Pruned branches	Less than 1m long and less than 10cm diameter
	Plant pot	Soil may not be collected and disposed.	Pruning scissors	Not to cause injury
	Carved ornament		Thermometer	
	Curtain rail		Trolley	
	Flashlight		Scale	Health-meter, etc.
	Mirror		Garbage processor	
	Frame		Bucket	Metal made
	Umbrella stand	Ceramics	Marbles	
	Vase	Not to cause injury	Window shade	
	Razor		Paper weight	
	Wooden box	Limited to hand-carry type only	Plywood panel	
	Safe		Baby bath tub	
	Ice box		Hose reel	Metal made
	Air pump		Walker	
	Cushion floor		Stapler	
	Straw mat		Hot carpet	
	Jack	Oil-type jack may not be collected and disposed.	Woods (Note 2)	
	Container	Dump contents before putting it out.	Lighter	Disposal lighters are for general trashes
	Watering can	Metal made	Lamp	
		Loupe (Magnifying glass)		
		TV remote controller		

(Note 2) Logs or timbers of which sizes are 1m long or more or 10cm or more in diameter may not be collected and disposed.
Wood panels of which sizes are 1m or more in length, 5cm or more in thickness or 30cm or more in width may not be collected and disposed.

How to put out large trashes (charged)

● What are large trashes? ●

Large trashes mean those trashes designated by the city ("Designated items") and items of which any width, depth or height is 1m or more ("Items necessary to check the size") out of trashes put out from households.

1. There is a limit in the number of application and the volume to put out.

Applications are accepted once a month per a household covering 6 items. If you need to apply 2 times or more per a month or to apply over 6 items, you need to apply for "temporary trashes."

2. Fees are charged for just one large trashes.

- ① Fees vary by items or sizes. (300 yen ~ 1,800 yen)
- ② You need to make reservation for collection of "Items necessary to check the size" calling the Bulky Trash Center after checking the width, depth and height.

3. Trash disposal ticket is necessary.

- ① Please see the page 14 for the purchasing method of a ticket.
- ② As the ticket is with an adhesive seal, please fill your name and reception number in each seal and affix it on the large trash in an easily visible way.
- ③ Keep the mount of tickets until collection is finished.

4. Put them out in front of your house (or the designated location) by 8:45 a.m. of the collection date of which the "Bulky trash Center" informed you.

※ The collection time is not always on time due to traffic conditions and collection route.

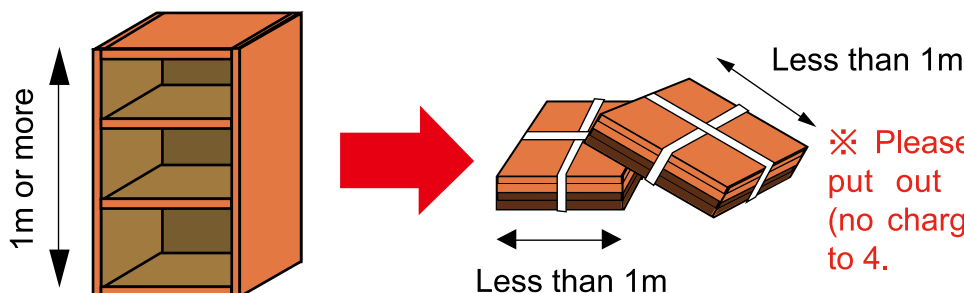
5. Trashes may not be necessarily collected.

- ① Trashes can not be collected, if those are different from items applied for.
- ② Trashes can not be collected, if ticket is not found or the number of tickets is in short.
- ③ Trashes can not be collected when other items like bulky trashes are mixed.

6. Trashes easily dismantled into within 1m in size among "Items necessary to check the size" can be put out as bulky trashes.

(Examples)

Dismantling one of large trashes (necessary to check the size)



※ Please see "How to put out bulky trashes (no charge)" on page 2 to 4.

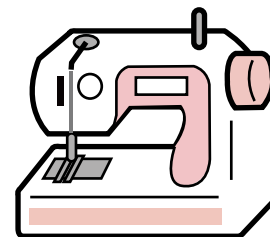
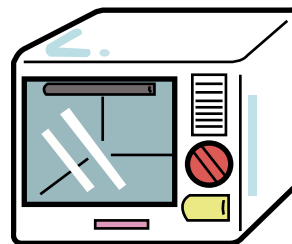
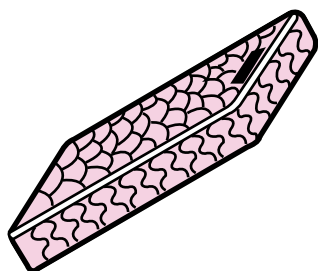
7. When changing or canceling application after you applied for, call the "Large Trash Center."

In case of changes in the size or items, please inform the "Large Trash Center" by the morning of one day before the collection date, as charges vary by items and sizes.

List of charges to dispose of large trashes (designated items)

Items in the following list are designated items.

※ You need to pay charges for large trashes regardless of the size (dimension) or dismantlement.



Category	Items	Charges (yen)	Remarks
Electric home appliances, etc.	Sewing machine (table type)	300	Toys for children are bulky trashes.
	Sewing machine (other than table type)	600	Sewing machines for business use may not be collected and disposed.
	Microwave	600	Excluding the built-in type.
	Oven range		
	Dish washer and dryer		Dish dryer is bulky trash.
	Copy machine		Copy machines for business use may not be collected
	Cooling machine and cooling fans		Air conditioner or cooler may not be collected and
Hobby goods, etc.	Knitting machine	300	Toys for children are bulky trashes.
	Cycling machine	600	Including walkers.
	Running machine		
	Pachinko table, slot machine	900	
	Massage machine	1,200	Chair type and bed type. (Excluding "zaisu" type or folded type.)
	Electronic organ	1,800	Including organs.
	Electronic piano		Pianos may not be collected and disposed.
	Game machine (table type)		
Mah-jong table	Motorized model		
Ride-on vehicles, kitchenware and others	Bicycle (Tricycle is bulky trash.)	300	Bicycles with electric power may be collected except the battery. Contact the sales shop for battery disposition.
	Wheelchair and baby carriage		Those in fold type are bulky trashes.
	Monocycle cart (neko-guruma)		
	Incinerator		Limited to home use only.
	Wash-basin	600	Those that require construction work of the house should be asked to the constructor including their disposal. Those of which sizes are 2m or more may not be collected and disposed.
	Kitchen sink, cooking table, gas table		
	Kitchen sink, cooking table and gas table with range, oven or dish washer and dryer	900	
Spring mattress	1,800	One item per one ticket.	

List of charges to dispose large trashes (items necessary to check the size)

Items in the following list (from page 9 to page 10) are "large trashes" depending on the size.

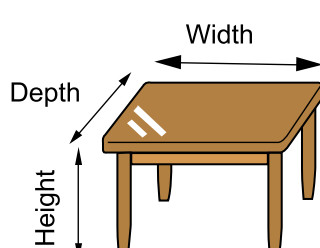
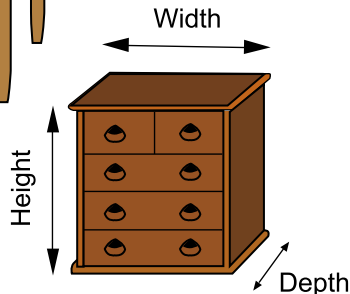
- Items of which one of width, depth or height is 1m or more.
- Items of which all of width, depth and height are less than 1m are bulky trashes, except for designated trashes of large trash.

Charges for items written as "(Small) (Large)" are subject to sizes.

(Small) The charge for items of which **one of** width, depth or height is 1m or more is 300 yen.

(Large) The charge for items of which **two of** width, depth and height are 1m or more is 600 yen.

- There are items to be put out as "bulky trashes" even though the size is 1m or more. (See the page 2)
- To make application smooth, we suggest you check the items and sizes of trashes in advance (width, depth and height).

Category	Items	Charges (yen)	Remark
Furniture and bedclothes	Lighting device (Small) (Large)	300 for (Small) and 600 for (Large)	(Small) Items of which one of width, depth or height is 1m or more. (Large) Items of which two of width, depth and height are 1m or more.
	Other electric appliances, etc. (Small) (Large)		
	Bed, double-deck bed, crib ※(Spring mattress is a designated item.)	300	Limited to items of which one side is 1m or more and is dismantled. Those in folding type should be put out as folded.
	Chair and sofa (Small) (Large)	300 for (Small) and 600 for (Large)	  <p>(Small) Items of which one of width, depth or height is 1m or more.</p> <p>(Large) Items of which two of width, depth or height is 1m or more.</p>
	Audio rack (Small) (Large)		
	Toy box (Small) (Large)		
	Kotatsu in furniture style (Small) (Large)		
	Colored box (Small) (Large)		
	Dressing board (Small) (Large) (Note 1)		
	Shoe locker (Small) (Large)		
	Sideboard (Small) (Large)		
	Cupboard (Small) (Large)		
	Steel shelves (Small) (Large)		
	Sofa bed (Small) (Large)		
	Drawers (Small) (Large)		
	Chest (Small) (Large)		
	Desk (Small) (Large) (Note 1)		
	Tables (Small) (Large) (Note 1)		
	Hanger racks (Small) (Large)		
	Bookshelf and bookcase (Small) (Large)		
	Racks (Small) (Large)		
	Range tables (Small) (Large)		
	Locker (Small) (Large)		
	Other bedclothes (Small) (Large)		
	Other furniture (Small) (Large) (Note 1)		

List of charges to dispose of large trash (items necessary to check the size)

Category	Items	Charges (yen)	Remarks
Rugs	Wood carpet	300	Items of which one of width, depth or height is 1m or more.
	Carpet		
	Other rugs		
Hobby goods	Keyboard (musical instrument) and synthesizer	300	Items of which one of width, depth or height is 1m or more.
	Surfboard		
	Ski		
	Snow board		
Hobby goods	Water tank (Small) (Large)	300 for (Small) and 600 for (Large)	(Small) Items of which one of width, depth or height is 1m or more. (Large) Items of which two of width, depth and height are 1m or more.
	Hang down health bar (Small) (Large)		
	Pet house (Small) (Large) (Note 2)		
	Other hobby goods (Small) (Large)		
Others	Folding door	300	Items of which one of width, depth or height is 1m or more.
	Tatami (one tatami mat makes one item) (Note 3)		
	Corrugated plate and galvanized plate (5 plates make one item) (Note 3)		
	Laundry pole and poles (3 poles make one item)		
	Laundry-deck (2 decks make one item) (Note 4)		
	Reed-made shade		
	Stepladder and ladder	Items of which one of width, depth or height is 1m or more but less than 2m .	
	Fixtures (one piece makes one item) (Small) (Large) (Notes 3 and 5) (Paper screen, Fusuma-door, door, netted door, etc.)	300 for (Small) and 600 for (Large)	(Small) Items of which one of width, depth or height is 1m or more. (Large) Items of which two of width, depth and height are 1m or more.
	Gate, fence (Small) (Large) (Notes 3 and 5) (In case of a fence, every 2m length makes one item.)		
	Bench (Small) (Large)		
	Grass and lawn mowers (Small) (Large) (Note 6)	900	Items of which one of width, depth or height is 1m or more but less than 2m . Limited to those assembling type for home use and dismantled only .
	Green house		
	Storage		
Futon-drying deck (Small) (Large)	300 for (Small) and 600 for (Large)	(Small) Items of which one of width, depth or height is 1m or more. (Large) Items of which two of width, depth and height are 1m or more.	
Other kitchenware and ride-on vehicles (Small) (Large)			
Others similar to those listed in the above (Small) (Large)			

(Note 1) Attachments for chairs are separately handled.

(Note 2) A cage or items of which size is 2m or more may not be collected and disposed.

(Note 3) Those that are produced from construction work of the house should be treated by the constructor including their disposal.

(Note 4) Concrete portion can not be collected and disposed of.

(Note 5) Items made of iron and cast iron can not be collected and disposed of.

(Note 6) Items with engine can not be collected and disposed of.

How to put out temporary trashes (charged)

● What are temporary trashes? ●

When you need to apply over 6 items or 2 times or more in the same month for collection of "bulky trashes" or "large trashes" that may be put out due to move or clean-up, those trashes are handled as "temporary trashes."

- Contact General Affairs Section for Environment (Tel: 072-807-6211) for general cleaning of public spaces covering various areas like street gutters and children's plaza.

1. Trash disposal tickets are necessary.

- ① A trash disposal ticket of 1,200 yen is necessary for each application as the "basic fee."
- ② Additionally, 300 yen for "bulky trashes" per every 5 items and fees for "large trashes" as prescribed by items are required as "category fees." (Please see the tables below for calculation of fees.)

(Examples)

①		②		③		① + ② + ③																														
Basic fee		Bulky trashes (300 yen per each 5 items)		Large trashes (disposal fees by items)		Total amount																														
1,200 yen	+	<table border="1"> <thead> <tr> <th>Item to be disposed</th> <th>Quantity</th> </tr> </thead> <tbody> <tr> <td>45L bags</td> <td style="text-align: center;">6</td> </tr> <tr> <td>Bundles</td> <td style="text-align: center;">3</td> </tr> <tr> <td>Futon mats</td> <td style="text-align: center;">2</td> </tr> <tr> <td>Total bulky trashes</td> <td style="text-align: center;">11</td> </tr> <tr> <td>Disposal fees</td> <td style="text-align: center;">900 yen</td> </tr> </tbody> </table>	Item to be disposed	Quantity	45L bags	6	Bundles	3	Futon mats	2	Total bulky trashes	11	Disposal fees	900 yen	+	<table border="1"> <thead> <tr> <th>Item to be disposed</th> <th>Quantity</th> <th>Fee amount</th> </tr> </thead> <tbody> <tr> <td>Drawers (Small)</td> <td style="text-align: center;">1</td> <td style="text-align: center;">300 yen</td> </tr> <tr> <td>Beds</td> <td style="text-align: center;">1</td> <td style="text-align: center;">300 yen</td> </tr> <tr> <td>Microwaves</td> <td style="text-align: center;">1</td> <td style="text-align: center;">600 yen</td> </tr> <tr> <td>Bicycles</td> <td style="text-align: center;">2</td> <td style="text-align: center;">600 yen</td> </tr> <tr> <td>Disposal fees</td> <td></td> <td style="text-align: center;">1,800 yen</td> </tr> </tbody> </table>	Item to be disposed	Quantity	Fee amount	Drawers (Small)	1	300 yen	Beds	1	300 yen	Microwaves	1	600 yen	Bicycles	2	600 yen	Disposal fees		1,800 yen	=	3,900 yen tickets
Item to be disposed	Quantity																																			
45L bags	6																																			
Bundles	3																																			
Futon mats	2																																			
Total bulky trashes	11																																			
Disposal fees	900 yen																																			
Item to be disposed	Quantity	Fee amount																																		
Drawers (Small)	1	300 yen																																		
Beds	1	300 yen																																		
Microwaves	1	600 yen																																		
Bicycles	2	600 yen																																		
Disposal fees		1,800 yen																																		

- ③ Please see page 14 for the method to purchase trash disposal tickets.

2. Bulky trashes should be put out putting them in a bag of which the size is 45L or less or in a cardboard box (1.3m or less) or bundled with string (1.5m or less) so that we may identify the number of items.

※ Please see the description of "How to count items" on page 3.

3. Reserve the collection date and time zone.

- ① The collection date will be on and after the 3rd day of the application date. No collection is possible on the same day and the following day of the applied day.
 - ② The time zone means either in the morning or afternoon, and exact time may not be specified.
 - ③ No collection will take place on Saturdays, Sundays and the year end and New Year holidays.
- ※ Please make reservation as early as possible because the capacity for collection per day is limited.

4. Please put out trashes in front of your house (or the designated location) by 8:45 a.m. for those reserved for morning collection informed by "Bulky Trash Center" and by 1:00 p.m. for afternoon collection.

※ Your presence is requested at the collection time.

5. Trashes may not be necessarily collected.

- ① Trashes must not be collected, if you are not present.
- ② Trashes must not be collected, if ticket is not found or the number of tickets is in short.
- ③ Trashes must not be collected when no trash put-out rules are observed.
- ④ Buddhist altar must not be collected unless it is dismantled losing its original form.

6. There are items of which the collection volume is restricted per application.

Those are; up to 10 pieces for tatami and fixtures, up to 40 pieces for corrugated plates and galvanized plates, up to 20 for bicycles and up to 100 pieces for pruned branches.

7. When changing or canceling application, call the "Large Trash Center."

- ① In case of changes or cancellation of the collection date, inform "Large Trash Center" by the preceding day of collection (by Friday for collection on Monday).
- ② Since charges for collection of temporary trashes are different by items and quantity, be sure to inform "Large Trash Center" by the preceding day of collection (by Friday for collection on Monday) if you need to change the quantity or items.

Method to bring in trashes (charged)

● What are trashes to be brought in? ●

When you bring "bulky trashes" and "large trashes" from among trashes disposed out of your house in "Hotani River Waste Disposal Plant (5-1-1 Taguchi, Hirakata City)," they will be handled as "trashes brought-in."

1. Trash disposal tickets are necessary.

- ① A trash disposal ticket of 300 yen is necessary for each 5 items of "bulky trashes." For "large trashes," you need to pay fees that are determined by items
- ② Please see the page 14 to find the ticket purchasing method.

2. The day and time to bring trashes in "Hotani River Waste Disposal Plant" are fixed.

- ① You may bring trashes in between 1:00 p.m. and 3:30 p.m. on Mondays, Tuesdays, Thursdays and Fridays.
- ② You may bring them in making the reservation on the same day. (However, bring them by 3:30 p.m.)
- ③ The plant can not accept trashes on Wednesdays, Saturdays, Sundays and the year end and Now Year holidays.

3. We refuse following "trashes brought-in"

- ① Trashes disposed out of business firms or brought-in on behalf of others are not accepted. The person who applied for has to bring them in.
- ② No brought-in trashes in the back of the truck.
 - ※ "Trashes brought-in" have to be put in a poly-bag of 45L or less or in cardboard box (1.3m or less) or bundled with a string (1.5m or less) so that we may identify the items and quantity.
 - ※ Please refer to description of 1-② "How to count items" on page 3.

③ "General trashes," "empty cans, bottles, glasses," "PET bottles and plastic packages" or "trashes not collected by the city" (refer to pages 15 ~ 16) are not accepted.

4. There are items of which the collection volume is restricted per application.

Those are; up to 10 pieces for tatami and fixtures, up to 40 pieces for corrugated plates and galvanized plates, up to 20 for bicycles and up to 100 pieces for pruned branches.

5. When you wish to change the date to bring in or cancel the application, call the "Large Trash Center."

6. Drive slowly in the premise of "Hotani River Waste Disposal Plant" paying attention to trash collection trucks and other vehicles.

Dead animals

1. Apply for the "Large Trash Center."

We collect them on the same day when application is made by 4:00 p.m. on Monday through Fridays. Collection will take place in the morning of the following day for those other than mentioned in the above.

(Collection will be made in the morning of Monday in the following week for application made after 4:00 p.m. of Friday.)

2. A trash disposal ticket is necessary for application for pet collection.

① When you apply for collection of a pet, it is necessary to pay fees of 1,200 yen per body.

② Please see page 14 for the method to purchase trash disposal tickets.

③ Please put them out in a box or a bag affixing the trash disposal ticket.

3. No charge will be necessary if you bring them directly in "Hotani River Waste Disposal Plant" or for the collection of stray cats and dogs.

Please call the "Large Trash Center" for both cases.

4. The day and time to bring dead animals in "Hotani River Waste Disposal Plant" are fixed.

Those are between 9:00 a.m. and 5:00 p.m. on Monday through Friday.

5. Drive slowly in the premise of "Hotani River Waste Disposal Plant" paying attention to trash collection trucks and other vehicles.

6. Dead bodies of farm animals or animals for business-use can not be collected and handled.

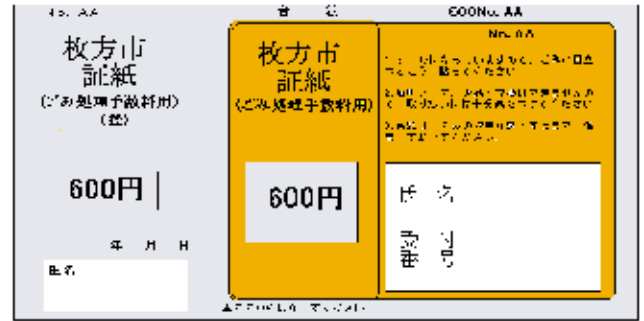
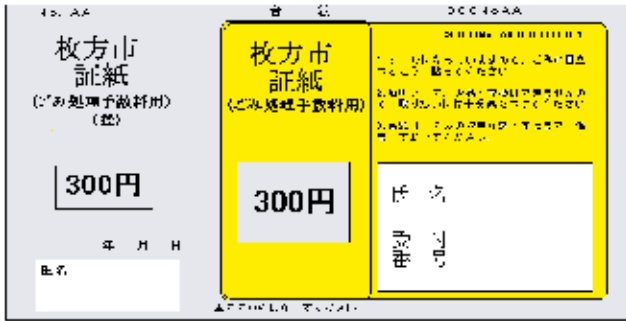
Hirakata City stamps (tickets for fees of trash disposal)

You need to purchase a trash disposal ticket "Hirakata City stamp (for fees of trash disposal)" for collection of trashes that require charges and put out trashes affixing it on an easily visible place of each item filling your name and reception number in each ticket.

※ No cash payment at collection site will be accepted.

○ Please purchase a ticket(s) to cover the amount you were informed of at application at a convenience store, liquor shop or rice store in the city.

○ There are 2 kinds of trash disposal tickets, 300 yen tickets and 600 yen tickets.



※ No refunding or reissue of trash disposal tickets are available.

※ Please note that it cannot be reused once it was removed from the mount sheet, as it is made with a special material.

※ Keep the mount of tickets until collection is finished

Trash tickets are available at shops listed below:

- Convenience stores in Hirakata City
- Liquor shops or rice stores in Hirakata City (Some of them do not handle the tickets.)







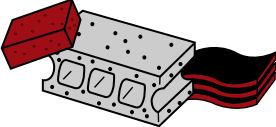
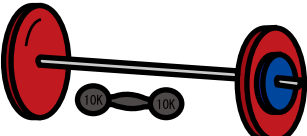
Sales shop sign

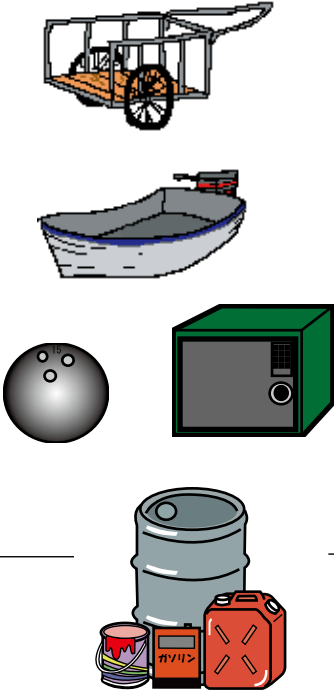




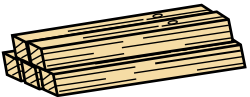


Department of Environmental Management, Waste Reduction Office (Hotani River Waste Disposal Plant)	5-1-1 Taguchi	072-807-6211
Reception Desk of Hirakata City Hall (Main bldg.)	2-1-20 Ogaito-cho	072-841-1221 (M.S.)
Korigaoka Branch	3-13 Korigaoka	072-854-0401
Tsuda Branch	2-25-1 Tsudakitamachi	072-858-1502
Hokubu Branch	2-29-3 Kuzuhanamiki	072-851-0330
Sada Service Corner	3-27-10 Kitanakaburi	072-832-3557
Makino Service Corner	4-5 Uyama-cho	072-851-2501
Sugawara Service Corner	1-35-1 Nagaomotomachi	072-868-4535
Service Center, Hirakata-Ekimae Citizens Section (in front of the east Exit Ticket Gate)	19-1 Okahigashi-cho	072-841-5041

You may find sales shops on the homepage of Hirakata City:
<http://www.cityhirakata.osaka.jp>

List of trashes the city does not collect

Industrial waste		<p>You need to ask an industrial waste disposer for collection and disposal of them. (Ask the contractor for handling wastes of construction work.)</p>
Wastes of construction work		
<p>Auto parts</p> 	<p>Doors, bumpers, mufflers, rear suspension parts, etc.</p>	<p>Ask the auto dismantler.</p>
	<p>Tires</p> 	<p>Request the tire dealer to collect old tires when you replace them, or consult with auto parts and accessories shops.</p>
	<p>Tire chains (metal) and wheels</p> 	<p>Request the dealer to collect old tire chains when you replace them, or consult with auto parts and accessories shops.</p>
	<p>Batteries</p> 	<p>Request the dealer to collect old battery when you replace it, or call following shops: Kawakitadenki Shokai Co., Ltd. 072-849-0120 (Brought-in only) Daishin Co., Ltd. 072-852-1351 (Brought-in only)</p>
<p>Motorbikes and their parts</p>		<p>Consult with a dealer or the manufacturer. Or, call motorcycle recycle call center: 03-3598-8075 Homepage: http://www.jarc.or.jp</p>
<p>Concrete blocks, roof tiles, bricks, stones, wastes, concrete products, soil, sands, sludge</p>		<p>Ask waste disposer (general wastes) to dispose them.</p>
<p>Car port</p>		<p>Consult with a dealer or the manufacturer. Or, ask waste disposer (general wastes) to dispose them.</p>
<p>Storage, green house</p>	<p>Items of which one side is 2m or more, or is 1m or more but not dismantled.</p>	
<p>Stepladder, ladder, steel or cast gate, fence and door</p>	<p>Items of which one side is 2m or more, excluding aluminum products.</p>	
<p>Iron pole, iron plate, iron materials, wire and rope, etc.</p>		
<p>Iron dumbbell, dumbbell and barbell</p>		

Engine, machines with motors		Consult with a dealer or the manufacturer. Or, ask waste disposer (general wastes) to dispose them.	
Cultivator and agricultural equipment			
Compressor, generator			
Shutter			
Bath tub			
Oil heater			
Two-wheeled cart			
Solar oil feeder and electric water heater			
Air cylinder			
Boat, windsurfing board			
Fireproof safe			
Ball for bowling game			
Medicines, paint, drum can		Consult with a dealer or the manufacturer.	
Oil like waste oil, kerosene, gasoline		Consult with a dealer like gas station.	
Buddhist altar	Buddhist altar will be collected if it is broken down and its original form is not identifiable.	Consult with a dealer or the manufacturer.	
Piano			
Gas cylinder		Excluding gas cassette.	Consult with a dealer or the manufacturer. Or, call Osaka LP Gas Office, Nittsu Shoji Co., Ltd. at 072-840-5561. (Brought-in only)
Fire extinguisher		Consult with a dealer or the manufacturer. Or, call : HATSUTA Eco-cycle Center or Customer Service, Yamato Protech	 Tel: 0120-822-306 Tel: 0120-801-084
Wood		① Logs or timbers of which sizes are 1m long or more or 10cm or more in diameter ② Wood panels of which sizes are 1m or more in length, 5cm or more in thickness or 30cm or more in width ※ Woods that are cut to sizes equal to the above mentioned sizes or less may be collected or brought in.	
Others	Those similar to the items shown on the list of trashes that the city does not collect and dispose.		

◎ Business Wastes (General wastes from business activities)

※ (Do not throw away business wastes to collection places for household wastes.)

In “ Waste Disposal and Public Cleaning Law ”, any companies, shops, and factories by themselves have to dispose of their wastes in a proper manner.

Or ask the following waste disposal companies to collect them.

The waste disposal companies listed below are authorised to dispose of business wastes by Hirakata City Hall.

Urban Keep Co.,Ltd	072-859-0300	Delpis Co., Ltd	072-866-0407
Carrier Techno Co., Ltd.	072-864-0082	Cleans Co., Ltd.	072-857-0011
Cosmic Co., Ltd.	072-859-5831	Sumiyoshi Eco Support Co., Ltd.	072-808-9108
Toshi Create Co., Ltd.	072-868-3022	Hirakata Netturbino Co., Ltd.	072-898-4455

※ Please contact them for disposition charges.

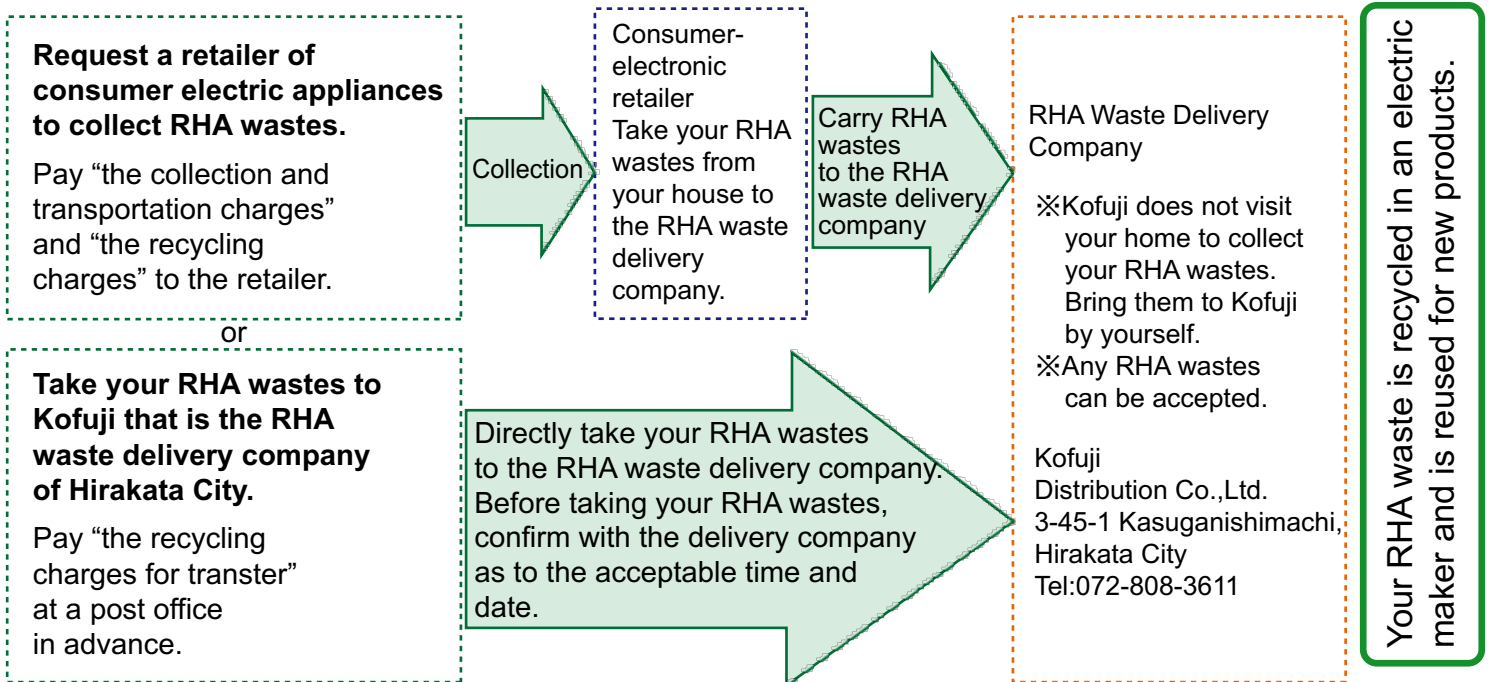
Disposal methods for items under the home appliance recycle act

Applicable items described below can not be collected by the city:

Items	TV (Including Cathode Ray-type, Liquid Crystal-type, and Plasma-type)	Washing machine (Including a dryer)	Refrigerator and freezer	Air conditioner
Recycling charges	Under 15 1,836 yen More than 16 2,916 yen (Including taxes)	2,484 yen (Including taxes)	Under 170L 3,672 yen More than 171L 4,644 yen (Including taxes)	972 yen (Including taxes)

※ These recycling charges are for reference only and electric makers set their own recycling costs. Ask a maker and a shop as to the recycling charge.

To throw away a waste designated by Act for Recycling of Specified Kind of Home Appliances (RHA)
Hereinafter, the waste designated by RHA is called a "RHA waste"



Contact: Association for Electric Home Appliances
(Electric Home Appliances Recycling Ticket Center)

0120-319-640

Disposal methods for home computers

PC made by manufacturers



PCs with PC recycle marks

PCs with no PC recycle marks

It is not necessary to pay recycling charges for personal computers purchased on and after October 1, 2003 that have PC recycle marks, as those were already paid up when you bought them. No more needed personal computers with PC recycle marks will be collected by the respective manufacturer for recycling. Please directly ask.

You need to pay collection and recycling charges (each manufacturer sets its own charges). Check the manufacturers or their homepages for details.



PCs made by yourself or PCs of which manufacturers are no more existing due to bankruptcy or others.

Collection and recycling of such PCs has started since July 1, 2004 on a charge basis. Please contact the organization described below for details.

PC 3R Promotion Center

Contact window:
03-5282-7685
Homepage:
<http://www.pc3r.jp>

The city does not collect and dispose them.

Q & A (Summary of frequently asked questions and answers)

1 Can we specify the date and time of collection?

You may not specify the date and the time of collection for "bulky trashes" and "large trashes." You may specify the date and the time zone (morning or afternoon) of collection for "temporary trashes."

The date and the time are fixed for "trashes to be brought-in." Please see page 12 for details.

2 What should I do when the volume of trashes increased (decreased) after I applied?

You do not need to do anything if changes are within 6 items for "bulky trashes." **We ask you to write down the change on a paper so that the truck driver may understand it.** In case of "large trashes," you need to inform the "Bulky Trash Center" of the change by the morning of the preceding day of collection, as charges are different by items and size (amount).

3 What should I do when I want to cancel the collection of trashes?

Please inform the "Bulky Trash Center" of cancellation by the morning of the preceding day of collection.

4 What should I do when I forgot to put out "bulky trashes" or "large trashes" on the collection day?

You need to inform us again, if you wish to have re-collection for "bulky trashes" or "large trashes" you forgot to put out.

In that case, apply for collection on and after Friday.

Collection of them will take place **on Wednesday of the following week** when you made re-application.

※ You need to be careful not to forget to put out trashes if the collection day falls on the end of the month. **If you wish to have re-collection in the following month, you also need to make the reapplication in the following month.**

5 How should I put out gas cylinders and disposal cigarette lighters?

Gas or oil canisters for cigarettes, gas canisters for portable cooking stove and spray cans should be put out as "empty cans, bottles and glasses" after completely emptying the contents. Disposal cigarette lighters should be put out as "general trashes" after putting them in water for about one day or so to prevent ignition.

6 Can I make another application for collection of bulky trashes for the following month in this month as my application and collection of this month have already been completed?

Applicatino may be accepted once a month. We do not take 2 applications in the same month. You need to apply for in the following month.

7 Why do you charge us even when we bring trashes in?

It is so decided that you need to put out tour "bulky trashes" and "lage trashes" under the fixed rules. As for "temporary trashes", those are put out not by the rules for "bulky trashes" and "large trashes" e.g. move so we make the charge system different to cope with each case. Because we handle "trashes brought-in" under the different charge system from that for "bulky trashes" and "large trashes", we charge you to treat them as "temporary trashes" However, we do charge you the amount deducting the basic charges from the charges fou temporary trashes as no collection work is involved.

Inquiry windows for trashes

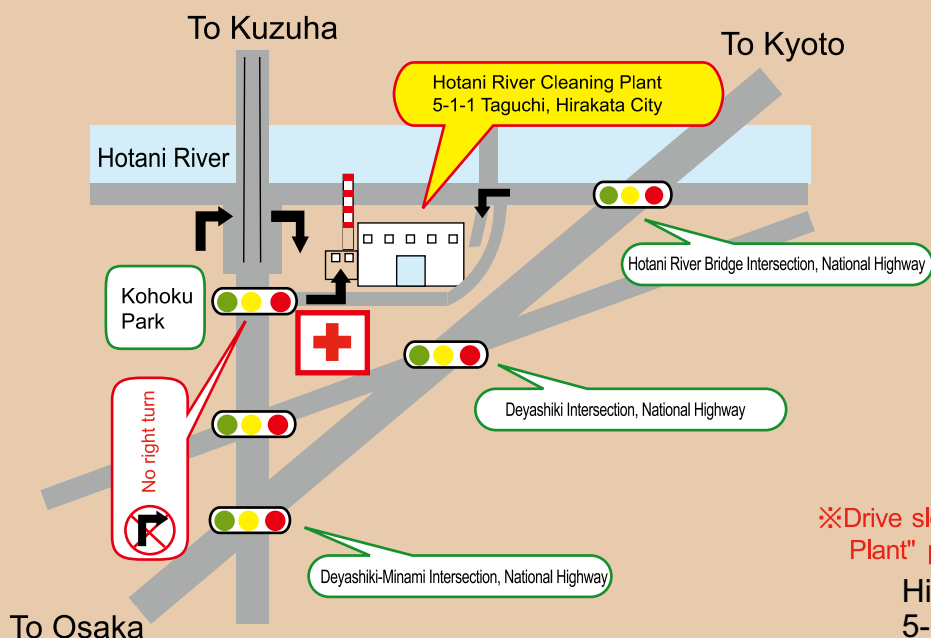
- Matters concerning collection, reduction and recycling of trashes and collection of Fureai Support.
 - • • Waste Reduction Office Tel: 072-849-7969
- Site tour of the trash disposal facilities.
 - • • Hotani Transter Station Tel: 072-849-0200
 - • • Tobu Transter Station Tel: 072-858-6962
- Matters concerning charges of trash disposal
 - • • General Affairs Section for Environment Tel: 072-807-6211

Inquiry windows for community cleaning

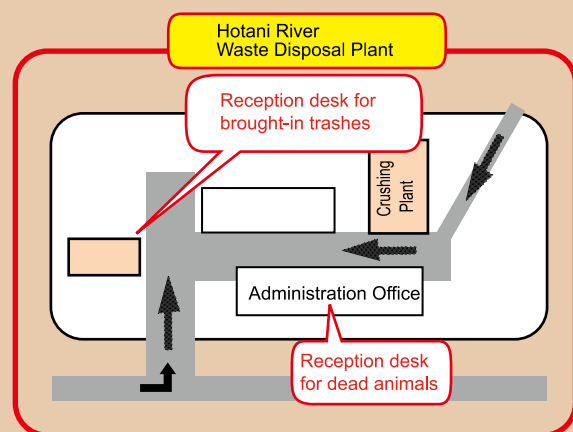
- Concurrent cleaning of public spaces covering various areas like street gutters and children's plaza
- Adapt Program
 - • • Section for Environmental Preservation Tel: 050-7102-6006
- ※ Cleaning of the premises of public complex housings and private condominiums are to be done by each management.
- Cleaning of street gutters under control of the city
 - • • Section for Maintenance of City Streets & Rivers Tel: 072-841-1476
- Cleaning of community parks, children's plaza and green parks
 - • • Section for City Park & City Greening Promotion Tel: 072-841-1482
- Cleaning of sewerage and water way
 - • • Sewerage System Maintenance Section Tel: 072-841-1221(Main switchboard)
- Cleaning of Funahashi River, Hotani River, Amano River, prefectural roads and national highways (except Route 1 and Keihan No.2)
 - • • Hirakata Doboku Office, Osaka Prefecture Tel: 072-844-1331(Main switchboard)

Inquiry windows for illegal dumping

- Illegal dumping to public spaces city roads, parks and water ways
 - • • General Affairs Section for Environment Tel: 072-807-6211
- Illegal dumping to public spaces like roads, parks and water ways as well as to private premises
 - • • Hirakata Police Station Tel: 072-845-1234 (Main switchboard)
 - • • Katano Police Station Tel: 072-891-1234 (Main switchboard)
- Illegal dumping to the sites for trash put-out
 - • • Waste Reduction Office Tel:072-849-7969
- Illegal dumping to Funahashi River, Hotani River, Amano River, prefectural roads and national highways (except Route 1 and Keihan No.2)
 - • • Hirakata Doboku Office, Osaka Prefecture Tel:072-844-1331(Main switchboard)
- Illegal dumping to Yodo River
 - • • Hirakata Branch, Yodo River Office, Ministry of Land, Infrastructure, Transport and Tourism Tel: 072-841-5362
 - (Evening) Yodo River Branch, Yodo River Office Tel: 072-843-2861



Map of Hotani River Waste Disposal Plant



※Drive slowly in the premise of "Hotani River Waste Disposal Plant" paying attention to trash collection trucks and other

Hirakata City Department for Environment
5-1-1 Taguchi, Hirakata City
URL <http://www.city.hirakata.osaka.jp>